Magnetic Resonance Imaging

You have probably found some instances where conventional radiography is just not enough to be confident with a diagnosis. High quality MR imaging is easily available here at Macqueens.

We have partnered with Burgess Diagnostics to make 1T and 1.5T imaging readily accessible.

The vehicle is staffed by an experienced radiographer and scans can be interpreted immediately or forwarded to an RCVS Specialist, where necessary.

Ian has over 17 years of experience with MRI and can usually provide the diagnosis on-the-spot and request the appropriate sequences. Intravenous contrast agents can be given to enhance certain lesions.

Patients are given a light general anaesthetic, before being transferred to the scanner. They are accompanied by a nurse at all times and the vehicle is equipped with anaesthetic and monitoring equipment.

Usually, animals and clients for scanning will have a consultation with Ian before the procedure and another consult to explain the results.

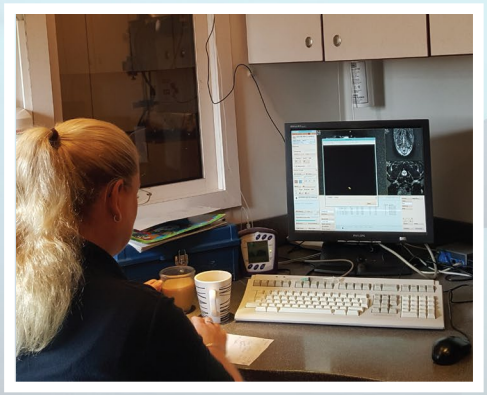

Ian is also available to perform biopsies, fluid sampling or surgery, if found to be appropriate.

If you wish, we are willing to perform scans on a purely out-patient basis, without Ian's involvement beyond the requirements of the anaesthetic. If you would like copies of your images, please ask for a disc to be sent for your records.

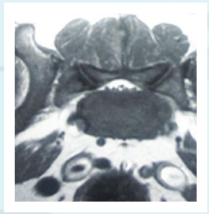

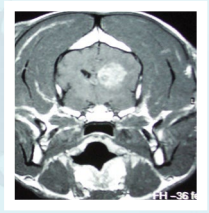

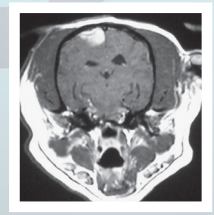

Why choose MRI?

Magnetic Resonance Imaging or MRI is common place in human medicine. It is unparalleled in the investigation of soft tissues due to its superior contrast sensitivity and tissue discrimination.

This, combined with imaging in any plane and without the hazards of X-radiation, makes MRI the optimum method of investigation in many clinical cases.

For accurate diagnosis and lesion localisation, MRI is now the imaging modality of choice in all neurological, joint and spinal disease processes.

- Images in multiple planes
- Images of the highest quality and clarity
- Totally non-invasive: no use of radiation
- Safe, affordable and readily accessible
- Superb diagnostic tool with a wide range of applications:
  - > Brain: epilepsy, encephalitis, neoplasia etc.
  - > Spine: paralysis/paresis, syringomyelia, meningitis
  - > Joints
  - > Oncology: detection and surgical planning
  - > Foreign body localisation

This invaluable diagnostic tool has been available at Macqueens since 2000 and we look forward to working with you soon.

If you would like to refer a case for scanning, or if you would like to know more about our service, please contact Becky, Jess or Ian on **01380 728505**

Contact & Opening Hours

01380 728505

1 Waller Road, Hopton Park
Devizes, Wiltshire
SN10 2GH

Mon-Fri: 8.30am - 7pm
Saturday: 9am - 5pm

MRI Scanning at

Macqueen Veterinary Centre
VETERINARY HOSPITAL

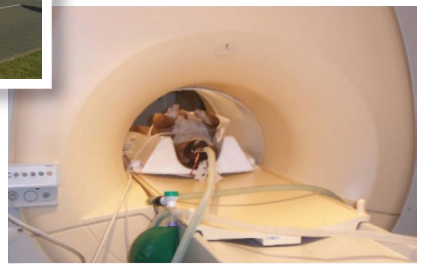

BURGESS DIAGNOSTICS
The leaders in Veterinary CT and MRI